

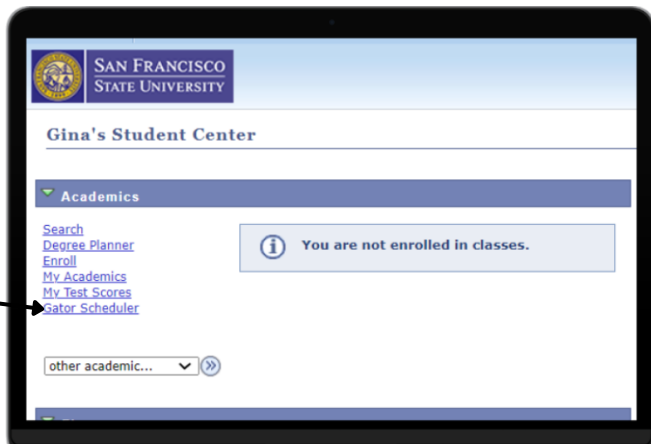
GATOR SCHEDULER

SAN FRANCISCO STATE UNIVERSITY

STEP 1

LOG IN

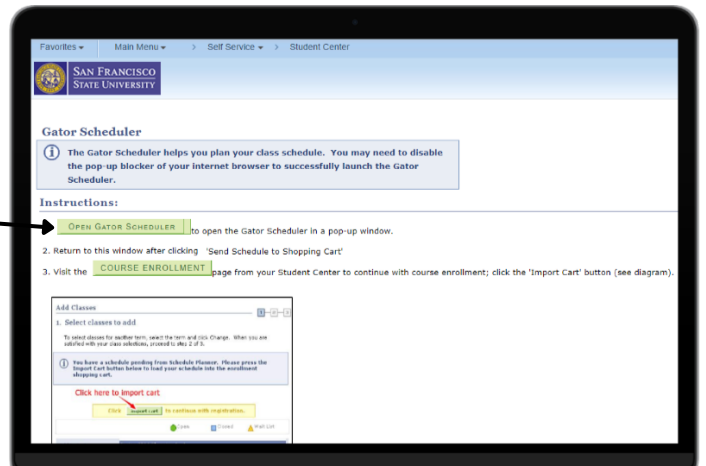
GO TO [GATWAY.SFSU.EDU](https://gateway.sfsu.edu)
CLICK "Student Center"



STEP 2

CLICK GATOR SCHEDULER

CLICK "OPEN GATOR SCHEDULER" TO
EASILY PLAN YOUR CLASS SCHEDULE



STEP 3

ADD COURSES

TO TAKE NEXT TERM

STEP 4

ADD BREAKS

TO BLOCK OFF TIMES FOR
NO CLASS

STEP 5

GENERATE

ALL POSSIBLE
SCHEDULES

STEP 6

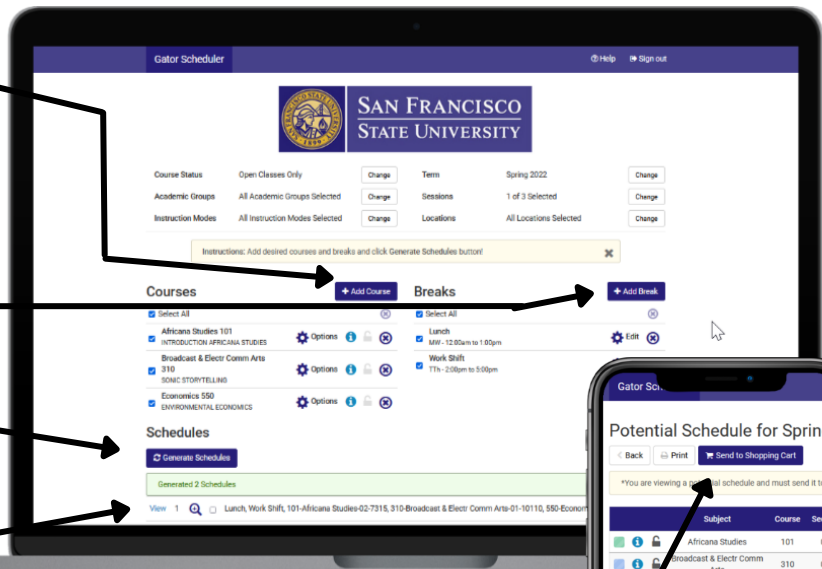
VIEW

TO SEE EACH SCHEUDLE

STEP 7

SEND TO
SHOPPING CART

FROM THE "VIEW" SCREEN, CLICK
"SEND TO SHOPPING CART" TO
BEGIN REGISTRATION!



Pro Tip: You can load Gator Scheduler
from your Degree Planner. Visit:
<https://registrar.sfsu.edu/degreeplanner>

